



EZ34SxxxP1G

電湧保護器 SPD-PCB板載安裝

DESCRIPTION

The CERAMATE EZ34S Series is thermally protected varistor in combination with GDT for the PE connection represent a new development in integrated circuit protection. This version is comprised of MOVs (Metal Oxide Varistors) with an integrated thermally activated element designed to open in the event of overheating due to the abnormal overvoltage, limited current conditions outlined in UL1449. The EZ34S Series varistor's integrated thermal element, in conjunction with appropriate enclosure design, helps facilitate SPD module compliance to UL1449 for both cord connected and permanently connected applications. Additionally, with combination of varistor and GDT for the PE connection ensures high insulation resistance that eliminates leakage current and no following current.



The EZ34S Series varistors offer quick thermal response due to the close proximity of the integrated thermal element to the MOV body. The integrated configuration also offers lower inductance than most discrete solutions resulting in improved clamping performance to fast overvoltage transients.

Additionally EZ34S Series varistors are wave solderable, thus simplifying end product assembly by reducing the expense and rework associated with hand soldering operations.

APPLICATIONS

- SPD products
- AC panel protection modules
- AC line power supplies
- Surge protected strip connectors
- AC power meters
- Relocatable AC power taps
- White goods
- GFCI(Ground Fault Current Interrupter)
- Plug-in SPD
- Inverters
- AC/DC power supplies
- UPS (Uninterruptible Power Supply)

* All specs and applications shown above subject to change without prior notice.



EZ34SxxxP1G

電湧保護器 SPD-PCB板載安裝

FEATURES

- RoHS compliant and Lead free available
- Low leakage
- -55°C to +85°C operating temp range

AGENCY APPROVALS

- RoHS and Lead free

PART NUMBER	UL 1449 4 th ed.	CSA C22.2 (cUL)	CE EN 61643-11:2012
	E315429	E315429	MTS/DNZ/S16101075
34S470P1G~34S680P1G			Approved
34S820P1G~34S121P1G	Approved	Approved	Approved
34S241P1G~34S751P1G			Approved

ABSOLUTE MAXIMUM RATINGS

CONTINUOUS	VALUE	UNITS
Operating Ambient Temperature Range (T_A)	-40~+85	°C
Storage Temperature Range (T_{STG})	-40~+105	°C
Hi-Pot Encapsulation (Isolation Voltage Capability)	>2500	V
Thermal Protection Isolation Voltage Capability (when operated)	>1000	V
Housing Insulation Resistance	>1000	MΩ

* All specs and applications shown above subject to change without prior notice.



EZ34SxxxP1G

電湧保護器 SPD-PCB板載安裝

Specification

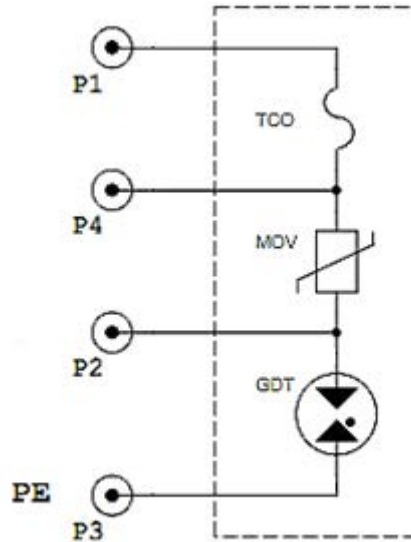
PART NUMBER	Maximum Continuous Operating Voltage		Varistor Voltage		Measured Limited Voltage	Surge Current 8/20us	
	AC (V)	DC (V)	V _{1mA} (V)		MLV _{P1-P2} @In (V)	In	I max
			Min.	Max.		(KA)	
34S470P1G	30	38	42	52	280	10	20
34S680P1G	40	56	61	75	270		
34S820P1G	50	65	74	90	330	20	40
34S101P1G	60	85	90	110	390		
34S121P1G	75	100	108	132	450		
34S241P1G	150	200	216	264	710		
34S431P1G	275	350	387	473	1220		
34S511P1G	320	415	459	561	1390		
34S621P1G	385	505	558	682	1560		
34S751P1G	460	615	675	825	1810		

Environmental Specifications

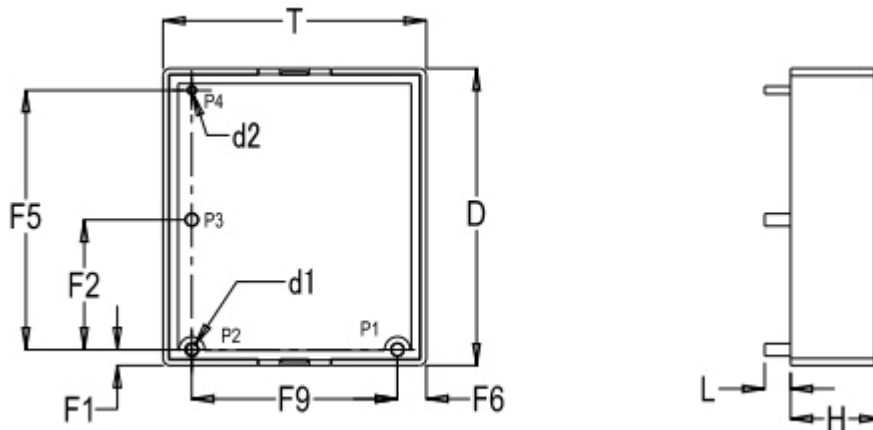
Passive Aging	+85°C, 1000 hours ±10% typical voltage change
Humidity Aging	+85°C, 85% RH, 168 hours ±10% typical voltage change
Thermal Shock	+85°C to -40°C 5times ±10% typical voltage change
Solvent Resistance	MIL-STD-202, Method 215F
Moisture Sensitivity	Level 1, J-STD-020D

* All specs and applications shown above subject to change without prior notice.

Lead Configurations



Dimensions



D	T	F5	F1	F2	F6
41.0±1.0	36.4±1.0	35.8±0.5	2.2±0.5	17.9±0.5	4.0±0.5

F9	H	L	d1(P1,P2,P3)	d2(P4)
28.4±0.5	12.6+0,-0.05	3.6±0.5	Φ1.7+0.2,-0.05	Φ1.05+0.15,-0.05

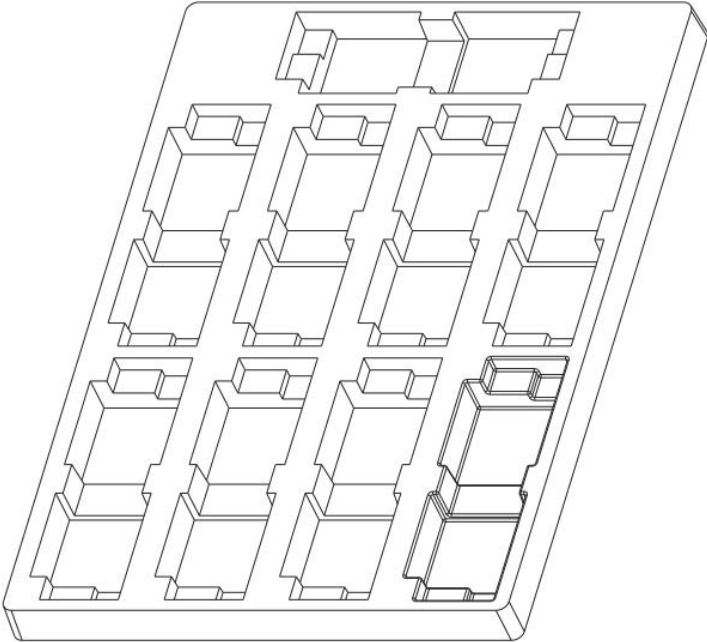

* All specs and applications shown above subject to change without prior notice.



EZ34SxxxP1G

電湧保護器 **SPD-PCB**板載安裝

Packing

<p>Plastic Tray (345×245×20mm) 18 PCS/ Plastic Tray</p>	
<p>Outside Box (350×260×150mm) 126 PCS/ Carton</p>	

* All specs and applications shown above subject to change without prior notice.